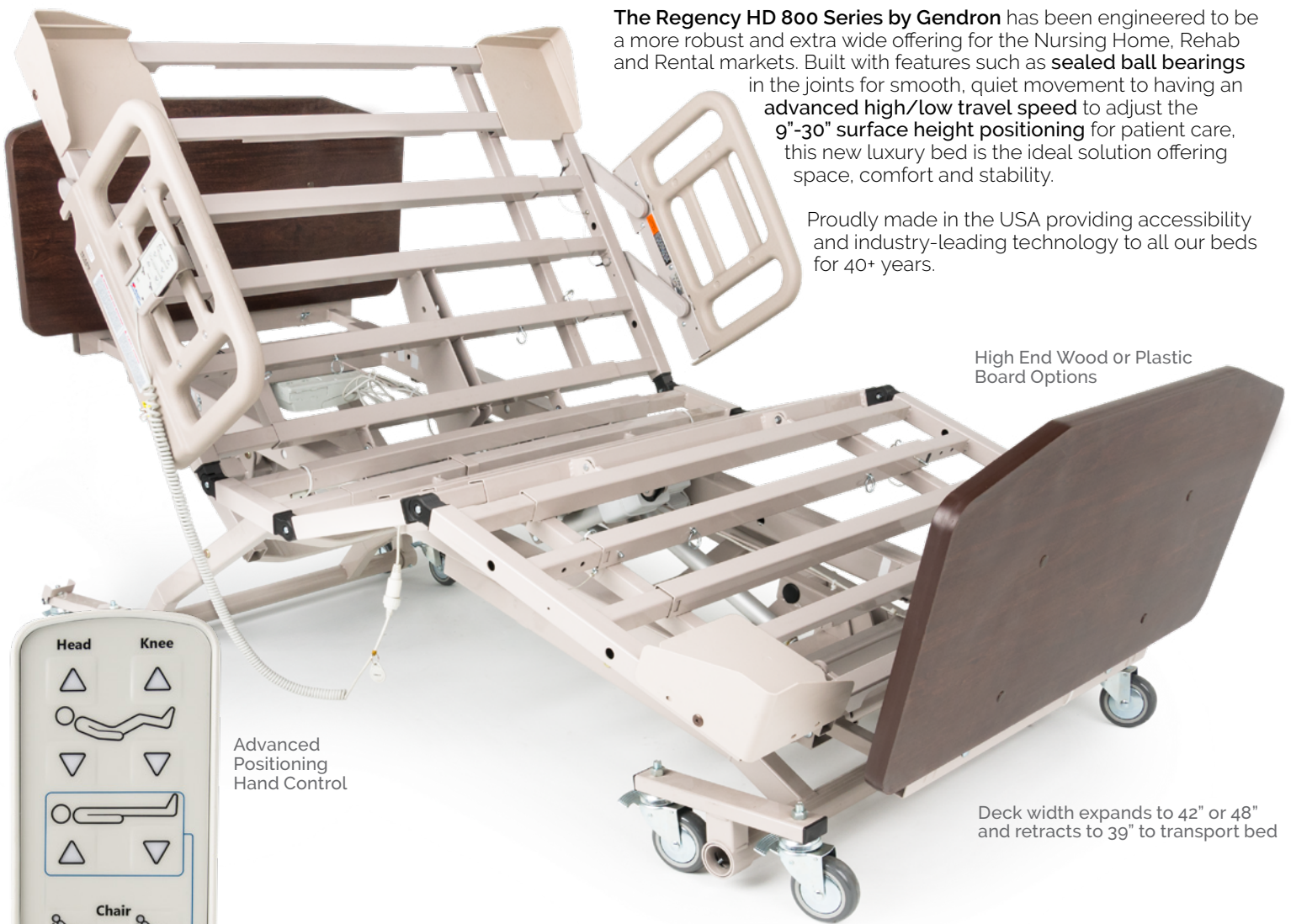




BARIATRIC EXTENDED CARE BEDS



REGENCY HEAVY DUTY BED  
**800 SERIES**



The Regency HD 800 Series by Gendron has been engineered to be a more robust and extra wide offering for the Nursing Home, Rehab and Rental markets. Built with features such as **sealed ball bearings** in the joints for smooth, quiet movement to having an **advanced high/low travel speed** to adjust the **9"-30" surface height positioning** for patient care, this new luxury bed is the ideal solution offering space, comfort and stability.

Proudly made in the USA providing accessibility and industry-leading technology to all our beds for 40+ years.

High End Wood or Plastic Board Options

Deck width expands to 42" or 48" and retracts to 39" to transport bed



Advanced Positioning Hand Control

## 800 SERIES

# REGENCY HEAVY DUTY BED



### FEATURES

#### SLIDE-W-I-D-E® Integrated Expandable Deck

- Slides effortlessly in and out allowing for quick and easy transition to 42" and 48" width and retracts to 39" for ideal clearance when moving the bed
- Strong, tubular sleep surface with cross braces provides a robust, sturdy, no-sag sleeping surface for superior mattress support with SilverSolutions in the powder-coating which provides antimicrobial surface protection

**Slide-W-I-D-E**  
EXPANDABLE/RETRACTABLE SLEEP DECK

#### Patient Positioning

- Offered in various settings such as Chair that provides added comfort and relaxation positioning for the resident along with Trendelenburg/Reverse Trendelenburg capable positioning - ideal for rehab and sub-acute care, which provide therapeutic benefits that can improve circulation and comfort.  
(done via hand pendant and optional staff control)

#### US Patented design of high/low mechanism

- Provides quiet, smooth operation and faster, even speed, throughout the broad travel range, while moving virtually straight up and down!
- 9" low to 30" high working bed height facilitates resident care

#### Bed Transport

- 8 non-marking heavy duty locking casters provide easy maneuverability and secure lock positioning. Steer lock allows for easy straight steering when needed
- Certified as a transport device for the CMS Emergency Preparedness Plan for easy maneuvering/adjustability through doorways and hallways during emergency or evacuation

#### Standard Features

- Adjustable Wallsaver wireframe prevents bedframe and wall contact minimizing wall damage
- Mattress Retainers can be positioned at 80", 84", or 88" to accommodate mattress length
- Sealed Ball Bearings in all major loaded joints

#### Certifications

- ANSI/AAMI ES60601 Safety Certification
- Tip stability testing
- Grounded right-angle hospital grade plug
- Load capacity testing (twice the operating capacity)
- Roll clearance testing
- Splash proof electronics testing



Standard  
Advanced Positioning

#### Bed Options:\*

Item No	Hand Control
Standard Bed RG800	<input type="checkbox"/>
APS Bed RG800A	<input checked="" type="checkbox"/>


#### Standard Features



Wallsaver Wireframe



Mattress Retainer




APS Positioning



## Board & Finish Options\*



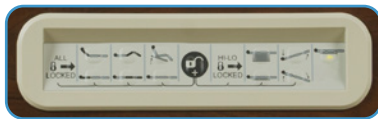
Laminate Board in Cocobala  
shown with Embedded APS Staff Control



Plastic Euro Gray Board with Handles

## Head & Footboard Options\*

Embedded Staff Control	Size inch	Euro Gray head & footboard finish	Cocobala head & footboard finish
without	39	R39196011600	R39120205600
with APS	39	R39196013651	R39120206651
without	42	not available	R42120205600
with APS	42	not available	R42120206651
without	48	R48196011600	R48120205600
with APS	48	R48196013651	R48120206651



Embedded Staff Control

## Bed Options\*

	item no.
Standard Bed with Standard Hand Control	RG800
APS Bed with Advanced Positioning Hand Control	RG800A

## Accessories\*<sup>3</sup>

	item no.
Counter-Rotating Assist <sup>4</sup> (pair)	ZA94200
Fixed Assist Device <sup>5</sup>	ZA94400
External Battery Charger	ZA96200
Back Up Battery Pack (includes mounting hardware)	ZA96100
Multi-Level Underbed Light	ZA90011
USB Power Supply	ZA96300
Full-Length HD Trapeze Set (includes bar and adapter)	ZA94500
Half-Length HD Trapeze Adapter	ZA94501
Half-Length HD Trapeze Bar	ZA94502
Advanced Transport Cart	ZA89900

## Accessories\*

- Counter-rotating and fixed assist devices ease ingress/egress and provide patient safety
- Full or Half-Length Trapeze assist repositioning
- Advanced Transport Cart accessory simplifies 1-person delivery and set-up

## Optional 'Plug and Play' digital electronics enable future feature additions\*

- Embedded Staff Control with lock out for Trendelenburg and Reverse Trendelenburg (footboard option)
- Underbed Light
- USB Charger

## Assist Devices\*



Counter-Rotating



Fixed



Half-Length Trapeze



Underbed Multi-Level Light



USB Power Supply

## Specifications

	inch	cm <sup>†</sup>
Slide-W-I-D-E™ Integrated Expandable Patient Surface Width - wide	48.00	121.92
Slide-W-I-D-E™ Integrated Expandable Patient Surface Width - narrow	42.00	106.68
Slide-W-I-D-E™ Integrated Expandable Deck Transport Clearance Width	39.00	99.06
	80.00	203.20
Mattress Retainer Positioning Accommodates Mattress Lengths	84.00	213.36
	88.00	223.52
Working Bed Height - low	9.00	22.86
Working Bed Height - high	30.00	76.20
	lb	kg <sup>†</sup>
Maximum Resident Weight <sup>1</sup> <small>EVENLY DISTRIBUTED</small>	700	340.19
Safe Work Load <sup>2</sup>	800	362.87

## Warranty


	years
Main Frame & Welds	10
Control Box & Actuator Motors	5
Hand Control Pendant & Cabling	3
Staff Control & Cabling	3
Head & Footboards	1



Advanced Positioning  
(APS) Hand Control



Standard  
Hand Control



Advanced Transport Cart  
designed for single-person operation



GF Health Products, Inc. is an  
intertek ISO 13485:2016 / MDSAP Certified Company

\* Color variations may occur due to monitor or printer settings.

+1 770.368.4700

Information contained herein is subject to change without notice.  
The most current and complete product information can be found on our website.

www.gendroninc.com | www.grahamfield.com



© 2025, GF Health Products, Inc. All Rights Reserved.  
Gendron and Slide-W-I-D-E are registered trademarks of GF Health Products, Inc.

GF2500044 Rev B25

<sup>1</sup> options available at additional cost - accessories sold separately <sup>1</sup> maximum resident weight - evenly distributed - refer to user manual  
<sup>2</sup> safe working load includes bedding, resident / patient, support surface, and accessories, - refer to user manual  
<sup>3</sup> anytime add-on or with purchase <sup>4</sup> counter rotating assist device for head end - uom /pair <sup>5</sup> fixed assist devices are tool-less