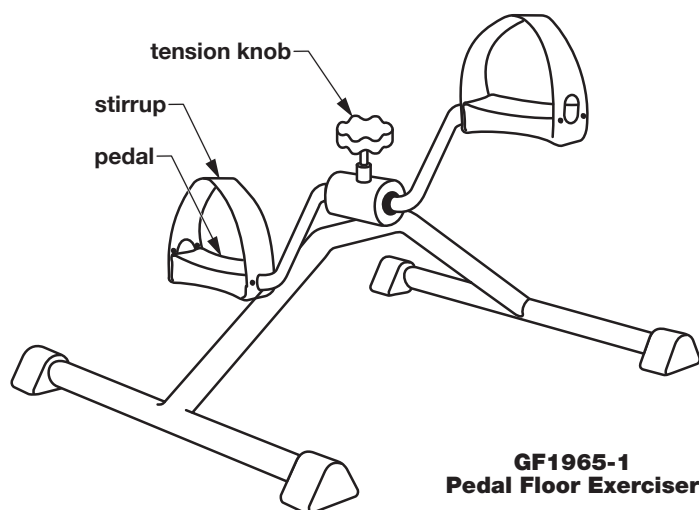


- ⚠ **WARNING:** Important! Read and understand these instructions before assembling or using the GF1965-1 / GF1965-1KD Pedal Floor Exerciser. If you do not understand any part of these instructions, contact a healthcare professional for direction in the use of this product. If the Pedal Floor Exerciser is not properly assembled and adjusted, personal injury and/or damage to the Pedal Floor Exerciser could result.
- ⚠ **WARNING:** This product has a maximum weight capacity of 250 lb, **EVENLY DISTRIBUTED**.
- ⚠ **WARNING:** If components are damaged or missing, contact your dealer immediately. **DO NOT** use substitute parts. Use only Lumex replacement parts. Non-Lumex replacement parts could cause personal injury and/or damage to the Pedal Floor Exerciser.
- ⚠ **WARNING:** GF Health Products, Inc. assumes no responsibility for any damage or injury caused by improper assembly or use of this product.

**Info:** GF1965-1 comes fully assembled, as shown at right.

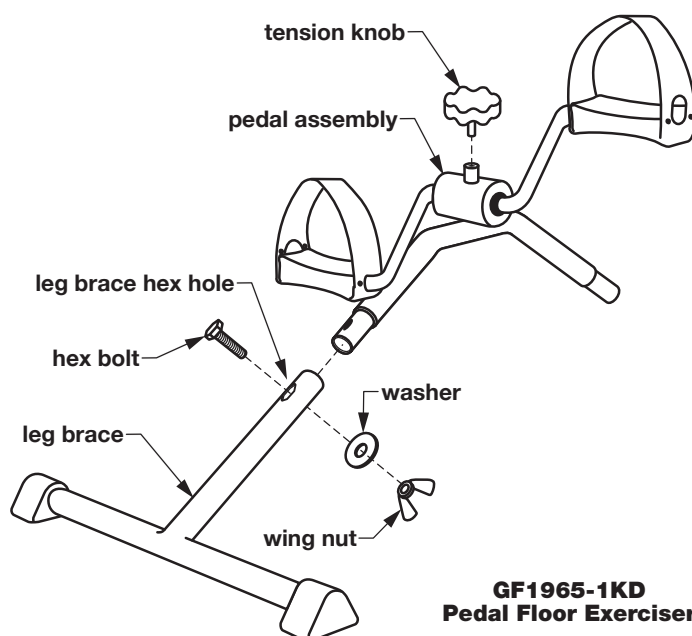


### Assembly instructions for GF1965-1KD only (refer to picture at right)

1. Slide one end of pedal assembly into the leg brace as shown at right.
2. Slide the other end of pedal assembly into the other leg brace, aligning all bolt holes.
3. Insert hex bolts through pedal assembly and leg braces.

**Info:** Ensure hex bolt heads are trapped in leg brace hex holes.

4. Install washers and wing nuts on ends of hex bolts.
5. Install tension knob on top of pedal assembly as shown at right. Tighten.



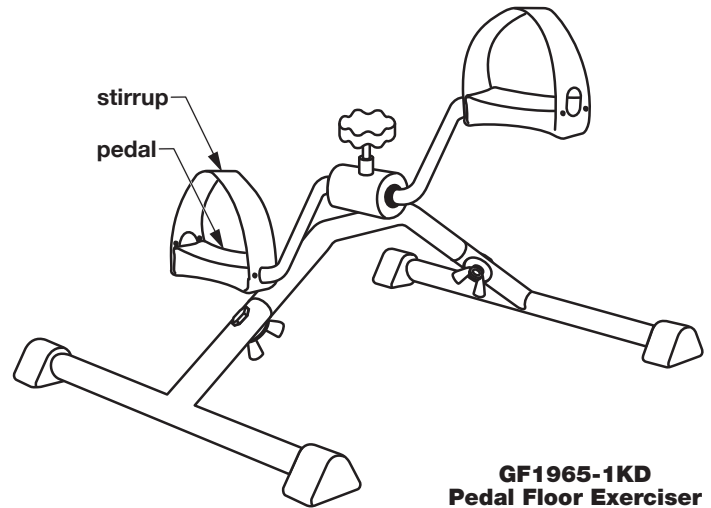
## Operation instructions

To operate the Pedal Floor Exerciser, place both feet on pedals inside stirrups. To adjust tension, turn the tension knob clockwise for more tension, and counterclockwise for less tension.

## Maintenance

Cleaning: gently wipe the Pedal Floor Exerciser with a soft, clean, damp cloth. To wash more thoroughly: clean with mild soap and water and dry with a soft, clean cloth.

⚠ **WARNING: Check bolts weekly; tighten if loose.**



**GF1965-1KD  
Pedal Floor Exerciser**

## Limited Warranty

GF Health Products, Inc. warrants the GF1965-1 / GF1965-1KD Pedal Floor Exerciser against manufacturer's defects for 90 days. During the warranty period, defective items will be repaired or replaced at GF Health Products, Inc. option. Warranty does not include any labor charges incurred in replacement part(s) installation or any associated freight or shipping charges to GF Health Products, Inc.

The warranties contained herein contain all the representations and warranties with respect to the subject matter of this document, and supersede all prior negotiations, agreements and understandings with respect thereto. The recipient of this document hereby acknowledges and represents that it has not relied on any representation, assertion, guarantee, warranty, collateral contract or other assurance, except those set out in this document.

**LUMEX<sup>®</sup>**  
by graham-field

Manufactured For:  
GF Health Products, Inc.  
1 Graham-Field Way, Atlanta, GA 30340  
Made in China

© 2013 GF Health Products, Inc. All Rights Reserved.  
Lumex is a registered trademark of GF Health Products, Inc.

HE\_GF1965-INS-LAB-RevE25



+1 770.368.4700

Information contained herein is subject to change without notice.  
The most current and complete product information can be found on our website.  
[www.grahamfield.com](http://www.grahamfield.com)

**graham  
field**