

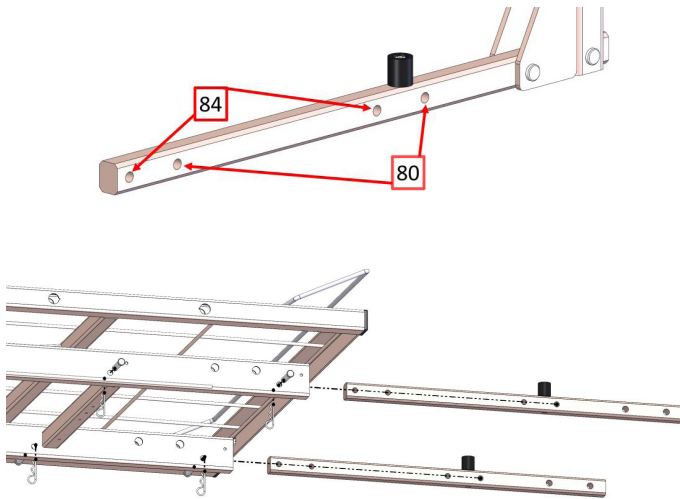
SAVE THESE INSTRUCTIONS FOR FUTURE USE

- ⚠ WARNING: Important! Read and understand these instructions before installing or using the Trapeze Adaptor. If you do not understand any part of these warnings, cautions or instructions, contact a healthcare professional for direction in the use of this product. If the Trapeze Adaptor is not properly installed, personal injury and damage to the Trapeze Adaptor could result.**
- ⚠ WARNING: If components are damaged or missing, contact your Graham-Field authorized distributor immediately. DO NOT use substitute parts. Use only Basic American Medical Products replacement parts. Non-Basic American Medical Products replacement parts could cause personal injury and damage to the Trapeze Adaptor.**
- ⚠ WARNING: GF Health Products, Inc. assumes no responsibility for any damage or injury caused by improper installation or use of this product.**

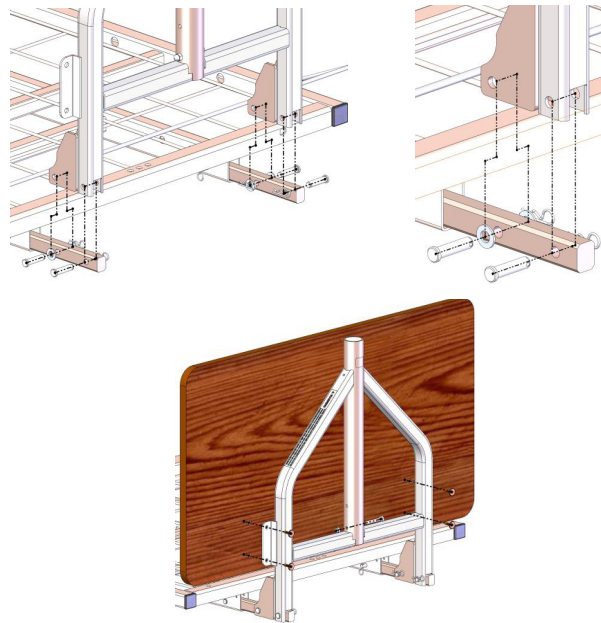
ZA96000 TRAPEZE ADAPTOR INSTALLATION FOR ZENITH 7200 & MATRIX 6200 BED MODELS

- ⚠ WARNING: Zenith adaptor has a safe working load of 200 lb (90kg) static.**
- ⚠ WARNING: Matrix adaptor has a safe working load of 168 lb (76kg) static.**

1. Remove headboard by unpinning the board mounting from head end of bed.
2. Insert the trapeze mounting bar into the end of the main frame and pin it at the 80" or 84" hole.

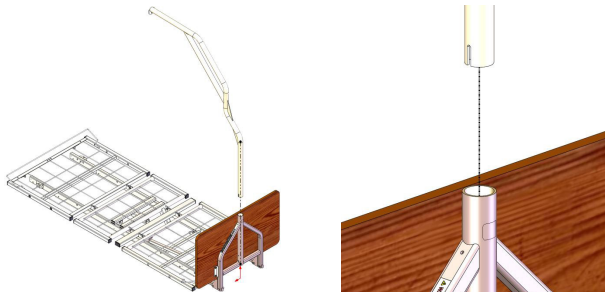


3. Assemble trapeze adaptor weldment to the mounting bar, then mount headboard to the trapeze adaptor.

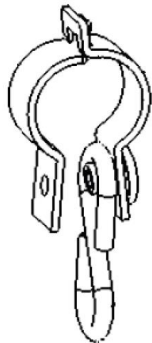


ASSEMBLY OF TRAPEZE BAR ZA78100 (NOT INCLUDED) INSTALLATION

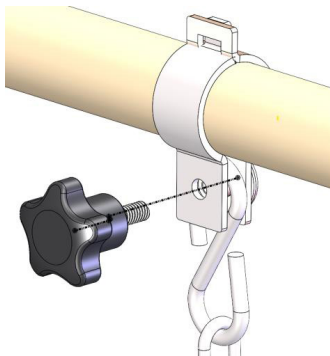
1. Lower the bed to facilitate installation.
2. Insert the notched end of trapeze bar into trapeze adapter as shown below.



3. Insert the male bracket tab through the female bracket's hole.
4. Place the "S" hook around the weld nut connected to the female bracket (as shown).

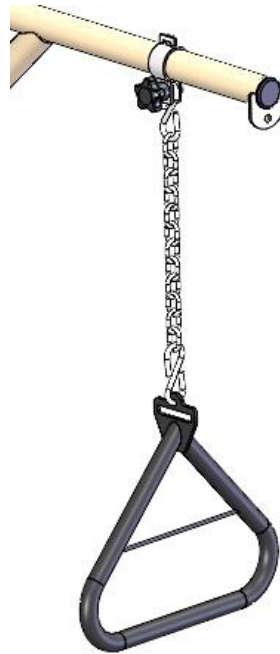


5. Place bracket around the top of the trapeze bar (as shown).



6. Holding the bracket in place, insert the handle through the male bracket piece and screw into the weld nut connected to female bracket (as shown).

7. Final product should look similar to below image.



 **Basic
American**
by graham-field™

Manufactured By:
GF Health Products, Inc.
One Graham-Field Way, Atlanta, GA 30340
Made in USA

© 2024, GF Health Products, Inc. All Rights Reserved.
Basic American Medical Products is a trademark
of GF Health Products, Inc.

BA_999-0960-015-LAB-INS-RevB24



+1 770.368.4700

Information contained herein is subject to change without notice.
The most current and complete product information can be found on our website.
www.grahamfield.com

**graham
field**