

LUMEX[®]
by graham-field

Everest & Jennings[®]
by graham-field

PRESSURE MANAGEMENT




graham
field[™]

Support Surfaces

LCM Select Convertible Mattress

The Lumex® Select Convertible Mattress provides outstanding pressure displacement and redistribution to assist in the prevention and treatment of stage I through IV pressure ulcers. Use of the Lumex Select Convertible will eliminate the need for costly rental and storage of mattresses that are only used on an as needed basis. See chart for Item Numbers, Specifications, Options and Warranty



- Closed System (Static Air) can quickly convert to an Alternating Pressure Mattress
- 2.5 inch (6.35 cm) Hybrid visco-elastic top layer does not raise body heat as with standard visco-elastic foam
- Air control unit is simple, quiet and set at the optimum 10 minute cycle to eliminate guesswork for the caregiver
- Stretch cover is fluid resistant, air-permeable (breathable), reduces friction and patient shear
- Eight non-circular cylinders prevent "rolling" or "gapping" and are fully enclosed in a fiber mesh sleeve and jacket



Select Series Alternating Pressure Low Air Loss Mattress

The Lumex Select Alternating Pressure Low Air Loss Mattress systems incorporate specialized mattress design for pressure management and the treatment of pressure ulcers. The Low Air Loss Mattress Systems offer "cell on cell therapy", whereby the air cell is split in two where the bottom cells do not deflate if the upper cells are completely deflated in order to provide extra protection and low pressure comfort. See chart for Item Numbers, Specifications, Options and Warranty



LS300 Select Alternating Pressure

- 5 Comfort Settings
- Auto Firm Feature
- Fully Zippered Quilted Cover
- Item No. LS300

LS200 Select Alternating Pressure

- Quilted Cover
- 12 Minute Alternation Cycle Time
- Soft-Firm Adjustment
- Item No. LS200



Positioning & Safety Specifications



	Meets HCPCS	Width		Length		Thick		Packaged		Pressure Redistribution	Meets CTB 117	Made in USA	Warranty in Months
		inch	cm	inch	cm	inch	cm	pro	/cs				
7-2394R	E0199	24.00	60.96	24.00	60.96	7.00	7.62	1 each	—	■	■	■	3
7-2393R	E0199	24.00	60.96	24.00	60.96	10.00	7.62	1 each	—	■	■	■	3
7-2395R	E0199	24.00	60.96	24.00	60.96	12.00	7.62	1 each	—	■	■	■	3
5004	—	11.00	27.94	24.00	60.96	8.50	21.59	1 each	—	■	■	■	3
LE247	—	24.00	60.96	24.00	60.96	7.00	17.78	1 each	—	■	■	—	3
DM43	—	6.00	15.24	17.00	43.18	6.00	15.24	1 each	—	■	■	■	3
DM47	—	17.50	44.45	23.00	58.42	5.25	13.34	1 each	—	■	■	■	3
DM95	—	17.00	43.18	11.00	27.94	16.50	41.91	1 each	—	■	■	—	12
P201	—	6.00	15.24	15.50	39.97	1.50	3.81	1 pair	36	■	■	■	3
P202	—	12.50	31.75	16.50	41.91	9.00	22.86	1 each	12	■	■	■	3
P204	—	6.00	15.23	7.00	17.78	2.00	5.08	1 pair	36	■	■	■	3
P205	—	8.00	20.32	8.50	21.59	2.00	5.08	1 pair	36	■	■	■	3
P301	—	14.00	35.56	18.00	45.72	5.00	12.70	1 each	12	■	■	■	3
P302	—	16.00	40.64	22.00	15.23	6.00	15.24	1 each	12	■	■	■	3
P303	—	18.00	45.72	24.00	20.32	6.00	15.24	1 each	12	■	■	■	3
P401	—	11.00	27.94	24.00	60.96	8.00	20.32	1 each	12	■	■	■	3
P501	—	8.50	21.59	17.00	43.18	7.00	17.78	1 each	12	■	■	■	3
6013363	—	14.00	35.56	36.00	19.44	1.00	2.54	1 pair	—	■	■	■	3
6013365	—	17.00	43.18	30.00	76.20	1.00	2.54	1 pair	—	■	■	■	3
6013663	—	14.00	35.56	72.00	182.88	1.00	2.54	1 pair	—	■	■	■	3
ECALZPADS	—	30.00	76.20	72.00	182.88	2.00	5.08	1 pair	—	—	■	■	12
ALZPADS	—	28.00	71.12	70.00	177.80	2.00	5.08	1 pair	—	—	■	■	12
BFP7224	—	24.00	60.96	72.00	182.88	1.50	3.81	1 each	—	—	■	■	12
LMFLMT	—	24.00	60.96	70.00	177.80	0.70	1.78	1 each	—	—	■	■	12

Positioning

Protectors

Safety

■ Denotes Standard Feature ■ Denotes Feature Not Available — Does Not Apply

We Also Make Beds



Zenith Bed Series




- Two-pedal locking system
- Advanced Positioning
- Sealed ball bearings

- Tool-less assembly
- USB Power Supply
- Underbed Light
- Smart 'Plug & Play' Technology
- Travel Range: 7.95 - 30 inches (20.19 - 76.20 cm)
- Energy-Saving, Interchangeable Digital Electronics
- 500 pound (226.80 Kg) max capacity EVENLY DISTRIBUTED



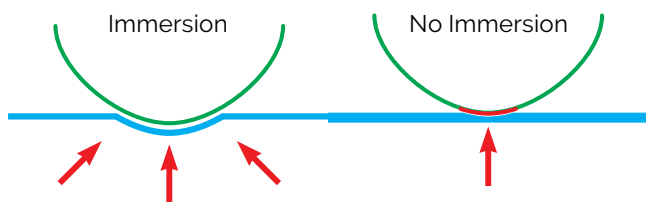
Understanding Support Surfaces

Graham-Field offers a complete line of support surfaces and patient positioning products with design features and therapy options to prevent and treat pressure-related health conditions.

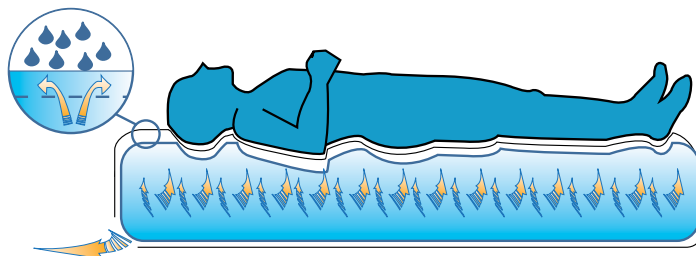


Definitions:

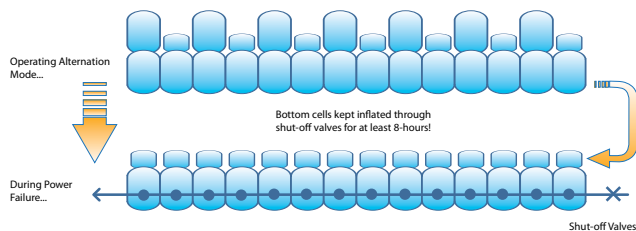
Technology and terms explained



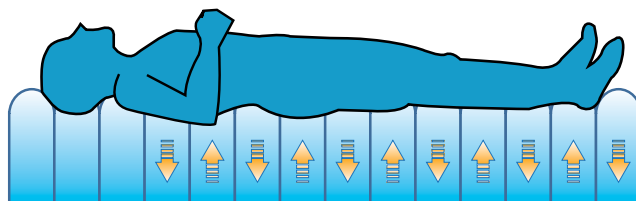
Immersion: Describes the depth of penetration (sinking) into a support surface, a key function for optimal pressure redistribution.



Low Air Loss: Provides airflow to assist in managing the heat and humidity, or the microclimate, of the skin.



Cell-On-Cell Technology: Designed with air cells divided in two sections so one cell is always inflated to provide extra protection and low pressure comfort for the patient in the event of a power failure.



Alternating Pressure: Uses air-filled channels that alternately fill and empty to keep bearing weight off bony prominences of immobilized or weak patients who are unable to shift their weight frequently.

Select Foam Mattress

The Select Series High Density Foam Mattresses arrive compress rolled for cost effective storage and freight. Zippered cover with vinyl bottom included. The Select Foam Mattress comes in two widths. See chart on back for Item Numbers, Specifications, Options and Warranty.

LS150 Select Foam

- Firm Side Rails with Soft Heel Section
- Zippered, Stretch Urethane/Vinyl Cover



LS100 Select Foam

- Convoluted Topper for Excellent Airflow
- Durable, Zippered Nylon/Vinyl Cover

C600 Series Foam Mattress



- Three-layer construction with heel slope
- Provides pressure reduction and redistribution
- Protection for higher risk patients with pressure ulcers and high-risk heels
- Fluid-resistant, low friction, antimicrobial top cover with vinyl bottom and full zipper
- See chart for Item Numbers, Specifications and Options
- Made in the USA



Raised Bolster
3 inch
(7.62 cm)
Raised Firm Side Bolster



C500 Series Foam Mattress



- Tri-laminate construction with soft heel-zone
- Preferred combination of pressure redistribution and support
- Surface modified topper enhances immersion characteristics and increases airflow
- Fluid-resistant, low friction, antimicrobial top cover with vinyl bottom and full zipper
- See chart for Item Numbers, Specifications and Options
- Made in the USA



Raised Bolster
3 inch
(7.62 cm)
Raised Firm Side Bolster



Support Surface & Overlay Specifications

	Meets HCPCS	Width		Length		Height		Weight Capacity EVENLY DISTRIBUTED		Cover	Build	Support Surface	Bolster	Raised Side Bolsters (RB)	Heel Slope (H)	Pressure Redistribution	Meets 16 CFR 1633	Made in USA	Cycle Time in Minutes	Comfort Settings	Mattress Warranty in Months	Cover Warranty in Months	Pump Warranty in Months		
		inch	cm	inch	cm	inch	cm	lb	Kg																
LCM3580	—	35.00	88.90	80.00	203.20	7.00	17.78	500	226.80	stretch	hybrid	air	■ ■ ■	■ ■ ■	■ ■ ■	■ ■ ■	—	—	—	■ ■ ■	60	12	12	Convertible	
LCM4280	—	42.00	106.68	80.00	203.20	7.00	17.78	500	226.80	stretch	hybrid	air	■ ■ ■	■ ■ ■	■ ■ ■	■ ■ ■	—	—	—	■ ■ ■	60	12	12		
LCM4880	—	48.00	121.92	80.00	203.20	7.00	17.78	500	226.80	stretch	hybrid	air	■ ■ ■	■ ■ ■	■ ■ ■	■ ■ ■	—	—	—	■ ■ ■	60	12	12		
LCM4280B	—	42.00	106.68	80.00	203.20	7.00	17.78	750	340.20	stretch	hybrid	air	■ ■ ■	■ ■ ■	■ ■ ■	■ ■ ■	—	—	—	■ ■ ■	60	12	12	APS	
LCM4880B	—	48.00	121.92	80.00	203.20	7.00	17.78	750	340.20	stretch	hybrid	air	■ ■ ■	■ ■ ■	■ ■ ■	■ ■ ■	—	—	—	■ ■ ■	60	12	12		
LCMP100	—	4.50	11.43	10.25	26.04	3.75	9.53	—	—	—	—	—	—	—	—	—	—	10	dial	—	—	12			
LS300	—	36.00	91.44	80.00	203.20	8.00	20.32	450	204.12	quilted	cell on cell	pressure	■ — —	■ — —	■ — —	■ ■ ■	—	—	10-15-20	5	12	12	24	Foam	
LS200	—	36.00	91.44	80.00	203.20	8.00	20.32	350	158.76	quilted	cell on cell	pressure	■ — —	■ — —	■ — —	■ ■ ■	—	—	12	dial	12	12	24		
LS150-35	—	35.00	88.90	80.00	203.20	6.00	15.24	400	181.44	stretch	high density+	foam	— ■ ■	■ ■ ■	■ ■ ■	■ ■ ■	—	—	—	—	60	12	—		
LS150-42	—	42.00	106.68	80.00	203.20	6.00	15.24	400	181.44	stretch	high density+	foam	— ■ ■	■ ■ ■	■ ■ ■	■ ■ ■	—	—	—	—	60	12	—	Support Surfaces	
LS100-35	—	35.00	88.90	80.00	203.20	6.00	15.24	350	158.76	nylon	high density	foam	■ ■ ■	■ ■ ■	■ ■ ■	■ ■ ■	—	—	—	—	60	12	—		
LS100-42	—	42.00	106.68	80.00	203.20	6.00	15.24	350	158.76	nylon	high density	foam	■ ■ ■	■ ■ ■	■ ■ ■	■ ■ ■	—	—	—	—	60	12	—		
C600B-3576	E0184	35.00	88.90	76.00	193.04	6.00	15.24	450	204.12	nylon	tri-laminate	foam	■ ■ ■	■ ■ ■	■ ■ ■	■ ■ ■	—	—	—	—	60	12	—	C- Series Foam	
C600B-3580	E0184	35.00	88.90	80.00	203.20	6.00	15.24	450	204.12	nylon	tri-laminate	foam	■ ■ ■	■ ■ ■	■ ■ ■	■ ■ ■	—	—	—	—	60	12	—		
C600B-3584	E0184	35.00	88.90	84.00	213.36	6.00	15.24	450	204.12	nylon	tri-laminate	foam	■ ■ ■	■ ■ ■	■ ■ ■	■ ■ ■	—	—	—	—	60	12	—		
C600B-4276	E0184	42.00	106.68	76.00	193.04	6.00	15.24	500	226.80	nylon	tri-laminate	foam	■ ■ ■	■ ■ ■	■ ■ ■	■ ■ ■	—	—	—	—	60	12	—		
C600B-4280	E0184	42.00	106.68	80.00	203.20	6.00	15.24	500	226.80	nylon	tri-laminate	foam	■ ■ ■	■ ■ ■	■ ■ ■	■ ■ ■	—	—	—	—	60	12	—		
C600B-4284	E0184	42.00	106.68	84.00	213.36	6.00	15.24	500	226.80	nylon	tri-laminate	foam	■ ■ ■	■ ■ ■	■ ■ ■	■ ■ ■	—	—	—	—	60	12	—		
C500B-3576	E0184	35.00	88.90	76.00	193.04	6.00	15.24	400	181.44	nylon	tri-laminate	foam	■ ■ ■	■ ■ ■	■ ■ ■	■ ■ ■	—	—	—	—	60	12	—		
C500B-3580	E0184	35.00	88.90	80.00	203.20	6.00	15.24	400	181.44	nylon	tri-laminate	foam	■ ■ ■	■ ■ ■	■ ■ ■	■ ■ ■	—	—	—	—	60	12	—		
C500B-3584	E0184	35.00	88.90	84.00	213.36	6.00	15.24	400	181.44	nylon	tri-laminate	foam	■ ■ ■	■ ■ ■	■ ■ ■	■ ■ ■	—	—	—	—	60	12	—		
C500B-4276	E0184	42.00	106.68	76.00	193.04	6.00	15.24	450	204.12	nylon	tri-laminate	foam	■ ■ ■	■ ■ ■	■ ■ ■	■ ■ ■	—	—	—	—	60	12	—		
C500B-4280	E0184	42.00	106.68	80.00	203.20	6.00	15.24	450	204.12	nylon	tri-laminate	foam	■ ■ ■	■ ■ ■	■ ■ ■	■ ■ ■	—	—	—	—	60	12	—		
C500B-4284	E0184	42.00	106.68	84.00	213.36	6.00	15.24	450	204.12	nylon	tri-laminate	foam	■ ■ ■	■ ■ ■	■ ■ ■	■ ■ ■	—	—	—	—	60	12	—		
650-1501-1633N	E1399	42.00	160.68	80.00	203.20	7.00	17.78	600	272.16	nylon	high density	foam	— — —	— — —	— — —	■ ■ ■	—	—	—	—	24	12	—	B	
41980-1633	E0184	35.00	88.90	80.00	203.20	6.00	15.24	400	181.44	nylon	support zone	poly	■ ■ ■	■ ■ ■	■ ■ ■	■ ■ ■	—	—	—	—	60	12	—	Gold	
4198042-1633	E0184	42.00	106.68	80.00	203.20	6.00	15.24	400	181.44	nylon	support zone	poly	■ ■ ■	■ ■ ■	■ ■ ■	■ ■ ■	—	—	—	—	60	12	—		
41984-1633	E0184	35.00	88.90	84.00	213.36	6.00	15.24	400	181.44	nylon	support zone	poly	■ ■ ■	■ ■ ■	■ ■ ■	■ ■ ■	—	—	—	—	60	12	—		
4198442-1633	E0184	42.00	106.68	84.00	213.36	6.00	15.24	400	181.44	nylon	support zone	poly	■ ■ ■	■ ■ ■	■ ■ ■	■ ■ ■	—	—	—	—	60	12	—		
TWIN	7-2000TC	E0199	34.00	86.36	72.00	82.88	2.00	5.08	—	—	convoluted	foam	— — —	— — —	— — —	■ ■ ■	—	—	—	—	3	—	—	Convoluted	
	7-3000TC	E0199	34.00	86.36	72.00	82.88	3.00	7.62	—	—	convoluted	foam	— — —	— — —	— — —	■ ■ ■	—	—	—	—	3	—	—		
	7-4000TC	E0199	34.00	86.36	72.00	82.66	4.00	10.16	—	—	convoluted	foam	— — —	— — —	— — —	■ ■ ■	—	—	—	—	3	—	—		
	7-2000FC	E0199	52.00	132.08	72.00	82.66	2.00	5.08	—	—	convoluted	foam	— — —	— — —	— — —	■ ■ ■	—	—	—	—	3	—	—		
7-3000FC	E0199	52.00	132.08	72.00	82.66	3.00	7.62	—	—	convoluted	foam	— — —	— — —	— — —	■ ■ ■	—	—	—	—	3	—	—			
7-4000FC	E0199	52.00	132.08	72.00	82.66	4.00	10.16	—	—	convoluted	foam	— — —	— — —	— — —	■ ■ ■	—	—	—	—	3	—	—			
QUEEN	7-2000QC	E0199	58.00	147.32	78.00	198.12	2.00	5.08	—	—	convoluted	foam	— — —	— — —	— — —	■ ■ ■	—	—	—	—	3	—	—		Overlays
	7-3000QC	E0199	58.00	147.32	78.00	198.12	3.00	7.62	—	—	convoluted	foam	— — —	— — —	— — —	■ ■ ■	—	—	—	—	3	—	—		
	7-4000QC	E0199	58.00	147.32	78.00	198.12	4.00	10.16	—	—	convoluted	foam	— — —	— — —	— — —	■ ■ ■	—	—	—	—	3	—	—		
KING	7-2000EC	E0199	38.00	96.52	78.00	198.12	2.00	5.08	—	—	2-convoluted	foam	— — —	— — —	— — —	■ ■ ■	—	—	—	—	3	—	—		
	7-3000EC	E0199	38.00	96.52	78.00	198.12	3.00	7.62	—	—	2-convoluted	foam	— — —	— — —	— — —	■ ■ ■	—	—	—	—	3	—	—		
	7-4000EC	E0199	38.00	96.52	78.00	198.12	4.00	10.16	—	—	2-convoluted	foam	— — —	— — —	— — —	■ ■ ■	—	—	—	—	3	—	—		
LE34	E0185	34.00	86.36	76.00	193.04	3.00	6.35	300	136.08	poly-nylon	gel cell	gel/foam	— — —	— — —	— — —	■ ■ ■	—	—	—	—	12	12	—	G	
AQ1000	E0180	34.00	86.36	76.00	193.04	3.00	7.62	275	124.74	—	bubble pad	pressure	— — —	— — —	— — —	■ ■ ■	—	—	5	■ ■ ■	3	—	12	Bubble	
AQ1000-220	E0180	34.00	86.36	76.00	193.04	3.00	7.62	275	124.74	—	bubble pad	pressure	— — —	— — —	— — —	■ ■ ■	—	—	5	■ ■ ■	3	—	12		
AQ2000	E0181	34.00	86.36	78.00	198.12	2.50	6.35	275	124.74	—	bubble pad	pressure	— — —	— — —	— — —	■ ■ ■	—	—	5	■ ■ ■	3	—	12		
AQ2000-220	E0181	34.00	86.36	78.00	198.12	2.50	6.35	275	124.74	—	bubble pad	pressure	— — —	— — —	— — —	■ ■ ■	—	—	5	■ ■ ■	3	—	12		

■ Denotes Standard Feature ■ Denotes Optional Feature ■ Denotes Feature Not Available — Does Not Apply

1.770.368.4700

Information contained herein is subject to change without notice. The most current and complete product information can be found on our website.

www.grahamfield.com



© 2019, GF Health Products, Inc. All Rights Reserved.
Basic American Medical Products, Lumex and Everest & Jennings are trademarks of GF Health Products, Inc.
GF Health Products, Inc. is an ISO 13485 Certified Company.



GF1700015Rev C19

Bariatric Care Foam Mattress



Offers comfort, support, and durability for the bariatric patient with a high density foam base for a firm, supportive foundation and a soft foam top layer for patient comfort. Super soft tapered heel section provides added pressure reduction for sensitive heel and ankle. The top cover moves with the patient to reduce shearing and is constructed with a soft durable nylon/vinyl cover that is bacteria resistant, fluid-resistant, anti-static, non-allergenic, stain-resistant, and easily cleaned.

- 600 pound (272.16 Kg) weight capacity, EVENLY DISTRIBUTED
- Meets 16 CFR 1633 requirements
- See Chart for Specifications and Warranty
- Item No. 650-1501-1633N

419 Series Gold Care Foam Mattress

Four separate anatomically matched support zones enhance patient comfort while reducing tissue interface pressures and providing pressure redistribution. The soft and durable nylon top cover is bacteria resistant, flame retardant, fluid-resistant, anti-fungal, anti-static, non-allergenic, stain resistant and easy to clean. Antimicrobial, medical grade, 100% polyurethane foam core.

- Meets 16 CFR 1633 requirements
- See chart for Item Numbers, Warranty and Specifications



Overlays



Convoluted Foam Mattress Pad

Convoluted overlays are recognized for comfort, not pressure management. Made in the USA

- See chart for Item Numbers and Specifications

Lumex Essentials Gel Overlay

Feature uniform 2 inch (5.08 cm) layer of gel covers 80% of surface area to provide balance of pressure relief and support. Individual gel cell construction prevents pooling and gel migration. The fluid-resistant polyurethane-coated nylon cover is durable, antibacterial, anti-fungal and easily cleaned. Conforms to any adjustable bed with four elastic straps to secure corners.

- 300 pound (136.08 Kg) weight capacity EVENLY DISTRIBUTED
- See chart for Specifications and Warranty
- Item No. LE34



Alternating Pressure Pad and Pump Systems



Pad and Pumps are available separately
Chart shows pump and pad sets only

Bubble-style pad effectively reduces pressure with automatic five-minute cycle to alternately inflate and deflate. The heavy-gauge, medical-grade vinyl is easy to clean, flame retardant, and antibacterial. Pump mounts to bed with built-in mounting bracket and an illuminated ON-OFF switch.

- 275 pound (124.74 Kg) weight capacity, EVENLY DISTRIBUTED
- Available with standard fixed-pressure pump or deluxe variable-pressure pump
- See chart for Item Numbers, Specifications and Warranty

Patient Positioning & Protection

- Non-sterile
- Cover not included
- Produced with 1.5 density foam for ultimate performance and comfort
- CTB 117
- Color may vary from photo
- Individually retail packaged
- See chart for Specifications and Packaging



Folding Bed Wedge

- Cool Touch Cover
- Item No. LE247




Knee Pillow

- Cover Included
- Item No. DM95



Arm Cradle

- Item No. P202




Body Wedge

- Item No. P401



Foot Drop Support

- Adjustable Straps
- Item No. P501



Ulna Nerve Protector

- Adjustable Strap
- Item No. P201



Heel / Elbow Protector

- Adjustable Strap
- Standard - Item No. P204
- Boot Shape - Item No. P205



Abduction Pillow

- Adjustable Straps
- Small - Item No. P301
- Medium - Item No. P302
- Large - Item No. P303



Body Aligner

- Promotes proper hip and spinal alignment
- Prevent and/or manage sacral pressure sores
- Item No. 5004




Jackson-Type Cervical Pillow

- Promotes spinal alignment
- Reduce neck and back pain while sleeping
- Item No. DM43



Tender Sleep Therapy Pillow

- Encourages head, neck and spine alignment
- Cradles head from rolling
- Item No. DM47



Bed Wedge

- Elevate legs, head or shoulders
- 100% polyurethane foam
- Washable zippered poly/cotton cover included
- 7 inch - Item No. 7-2394R
- 10 inch - Item No. 7-2393R
- 12 inch - Item No. 7-2395R



Side Rail Pads

- Hook and loop fasteners
- Gray vinyl cover included
- Standard Only Half Rail - Item No. 6013363
- Standard & Swing-Down Full - Item No. 6013663
- Swing-Down Only Half Rail - Item No. 6013365


Fall Safety

Floor Mats • See chart for Packaging and Specifications




FLATMAT®

- Heavy-duty non-slip top surface protects foam core
- Slide-Stop™ bottom
- Anti-bacterial
- Ultra-low profile
- Item No. LMFLMT




Low Bed

- Fold for storage
- Does not attach to bed
- Use for Alzheimer Beds
- Item No. ECALZPADS



Attached Low Bed

- Fold for storage
- Attach with hook & loop
- Item No. ALZPADS



Beveled Edge Low Bed

- Fold for storage
- Reduced profile
- Item No. BFP7224



LUMEX[®] Essentials

by graham-field

Feature a specialized center layer surrounded by a comfortable, high-density foam base layer in combination with a comfortable foam top layer. These cushions feature sturdy, fluid-resistant covers, accommodate a wide range of body shapes, sizes, and weights, and are conveniently lightweight at less than 5 pounds (2.27 Kg) for all sizes.

- High resiliency foam casing for support, comfort & durability
- Removable, washable covers
- Channel bladders prevent bottoming out
- See chart for Item Numbers, Specifications and Warranty
- Individually retail packaged at 4 each per case

Everest & Jennings[®] DURA-gel™

by graham-field




The Dura-Gel™ center layer is surrounded by a comfortable, high-density foam base layer. The proprietary nonaqueous visco-elastic gel core will not leak and reduces tissue interface pressure at critical points. Dura-Gel™ cushions are constructed with a fluid-resistant, removable and washable cover and are lightweight at under 5 pounds (2.27 Kg). The back securing strap, accommodates a wide range of body shapes, sizes, and weights. Packaged: 1 each

- Antimicrobial
- Non-skid base
- Flame retardant
- Stretch fabric cover


BASE 2G Provides a durable yet comfortable solution for everyday seating needs. A layer of Dura-Gel and two densities of foam relieve pressure. Durable, 600 denier cover provides extra protection.

- Weight 2-3 pounds (0.91-1.36 Kg)




BASE 3G The best general use cushion around and extremely lightweight. Supportive firm base foam and contouring top foam provide exceptional performance.

- Weight 2-3 pounds (0.91-1.36 Kg)




SPIII A great solution for pressure reduction/redistribution. A sloped, firm base foam has Dura-Gel units under the ischial tuberosity and upper thigh.

- Visco-elastic foam topper
- Weight 3-5 pounds (1.36-2.27 Kg)




SPP Takes the design features of the SPIII and adds medial thigh positioning and lateral positioning. A sloped, firm foam base has Dura-Gel units under the ischial tuberosity and upper thigh.

- Visco-elastic foam topper
- Weight 3-5 pounds (1.36-2.27 Kg)



SPP AT Skin Protection & Positioning w/Anti-Thrust provides an extra level of positioning with an anti-thrust feature. A pre-ischial ridge design positions the user's back into the seat.

- Visco-elastic foam topper.
- Weight 3-4 pounds (1.36-1.82 Kg)



Adjustable Back Cushion

- Hook and loop wrap attaches 5 strap elastic support
- Fluid resistant easy clean cover with 2 inch (5.08 cm) foam core
- See chart for Specifications
- Packaged: 1 each
- Item No. 2055LS18



Lumbar Back Cushion

- Contoured lumbar support provides back support and comfort
- Improves seating posture
- High density foam
- See chart for Item Numbers, Specifications and Warranty
- Packaged: 1 each



Cushion Specifications

	Meets HCPCS	Width		Length		Thick		Weight Capacity EVENLY DISTRIBUTED		Pressure Redistribution	Meets CTB117	Made in USA	Warranty in Months		
		inch	cm	inch	cm	inch	cm	lb	Kg						
81166	E2601	16.00	40.64	16.00	40.64	3.00	7.62	300	136.08	■	■	■	18	Seat	Essentials
81186	E2601	18.00	45.72	16.00	40.64	3.00	7.62	300	136.08	■	■	■	18		
81188	E2601	18.00	45.72	18.00	45.72	3.00	7.62	300	136.08	■	■	■	18		
81216	E2601	20.00	50.80	16.00	40.64	3.00	7.62	300	136.08	■	■	■	18		
81218	E2601	20.00	50.80	18.00	45.72	3.00	7.62	300	136.08	■	■	■	18		
81220	E2601	20.00	50.80	20.00	50.80	3.00	7.62	300	136.08	■	■	■	18		
81228	E2602	20.00	50.80	18.00	45.72	3.00	7.62	300	136.08	■	■	■	18		
81248	E2602	24.00	60.96	18.00	45.72	3.00	7.62	300	136.08	■	■	■	18		
81242	E2602	24.00	60.95	20.00	50.80	3.00	7.62	300	136.08	■	■	■	18		
821617	E2611	16.00	40.64	17.00	43.18	2.00 ¹	5.08 ¹	—	—	■	■	■	18		
821817	E2611	18.00	45.72	17.00	43.18	2.00 ¹	5.08 ¹	—	—	■	■	■	18		
822019	E2611	20.00	50.80	19.00	48.26	2.00 ¹	5.08 ¹	—	—	■	■	■	18		
822219	E2612	22.00	55.88	19.00	48.26	2.00 ¹	5.08 ¹	—	—	■	■	■	18		
2055LS18	E2611	18.00	45.72	17.00	43.18	2.00	5.08	—	—	■	■	■	—	Back	
8265166	E2601	16.00	40.64	16.00	40.64	3.00	7.62	250	113.34	■	■	■	12	BASE 2G	
8265186	E2601	18.00	45.72	16.00	40.64	3.00	7.62	250	113.34	■	■	■	12		
8265188	E2601	18.00	45.72	18.00	45.72	3.00	7.62	250	113.34	■	■	■	12		
8265206	E2601	20.00	50.80	16.00	40.64	3.00	7.62	250	113.34	■	■	■	12		
8265208	E2601	20.00	50.80	20.00	50.80	3.00	7.62	250	113.34	■	■	■	12		
8565166	E2601	16.00	40.64	16.00	40.64	3.00	7.62	300	136.08	■	■	■	12	BASE 3G	
8565186	E2601	18.00	45.72	16.00	40.64	3.00	7.62	300	136.08	■	■	■	12		
8565188	E2601	18.00	45.72	18.00	45.72	3.00	7.62	300	136.08	■	■	■	12		
8565206	E2601	20.00	50.80	16.00	40.64	3.00	7.62	300	136.08	■	■	■	12		
8565208	E2601	20.00	50.80	20.00	50.80	3.00	7.62	300	136.08	■	■	■	12		
8565228	E2602	22.00	55.88	18.00	45.72	3.00	7.62	300	136.08	■	■	■	12	SPP	Dura-Gel
8565248	E2602	24.00	60.96	18.00	45.72	3.00	7.62	300	136.08	■	■	■	12		
8920166	E2607	16.00	40.64	16.00	40.64	3.00	7.62	350	158.76	■	■	■	24		
8920186	E2607	18.00	45.72	16.00	40.64	3.00	7.62	350	158.76	■	■	■	24		
8920188	E2607	18.00	45.72	18.00	45.72	3.00	7.62	350	158.76	■	■	■	24		
8920206	E2607	20.00	50.80	16.00	40.64	3.00	7.62	350	158.76	■	■	■	24		
8920208	E2607	20.00	50.80	20.00	50.80	3.00	7.62	350	158.76	■	■	■	24		
8920228	E2608	22.00	55.88	18.00	45.72	3.00	7.62	350	158.76	■	■	■	24		
8920248	E2608	24.00	60.96	18.00	45.72	3.00	7.62	350	158.76	■	■	■	24		
8930166	E2603	16.00	40.64	16.00	40.64	3.00	7.62	350	158.76	■	■	■	18		
8930186	E2603	18.00	45.72	16.00	40.64	3.00	7.62	350	158.76	■	■	■	18		
8930188	E2603	18.00	45.72	18.00	45.72	3.00	7.62	350	158.76	■	■	■	18		
8930206	E2603	20.00	50.80	16.00	40.64	3.00	7.62	350	158.76	■	■	■	18		
8930208	E2603	20.00	50.80	20.00	50.80	3.00	7.62	350	158.76	■	■	■	18		
8930228	E2603	22.00	55.88	18.00	45.72	3.00	7.62	350	158.76	■	■	■	18		
8930220	E2603	22.00	55.88	20.00	50.80	3.00	7.62	350	158.76	■	■	■	18		
8930248	E2604	24.00	60.96	18.00	45.72	3.00	7.62	350	158.76	■	■	■	18		
8940166	E2607	16.00	40.64	16.00	40.64	3.00	7.62	300	136.08	■	■	■	24	SPPAT	
8940186	E2607	18.00	45.72	16.00	40.64	3.00	7.62	300	136.08	■	■	■	24		
8940188	E2607	18.00	45.72	18.00	45.72	3.00	7.62	300	136.08	■	■	■	24		
8940208	E2607	20.00	50.80	18.00	45.72	3.00	7.62	300	136.08	■	■	■	24		
8940228	E2608	22.00	55.88	18.00	45.72	3.00	7.62	300	136.08	■	■	■	24		

■ Denotes Standard Feature ■ Denotes Feature Not Available — Does Not Apply

¹ 3.00 inches (7.62 cm) at Lumbar