

IMPORTANT SAFETY INFORMATION

WARNING: Important! Read and understand these instructions before using the Labtron 1227-2 Ophthalmoscope. If you do not understand any part of these warnings, cautions or instructions, contact a healthcare professional for direction in the use of this product. If the Ophthalmoscope is not properly used, personal injury and damage to the Ophthalmoscope could result.

WARNING: To prevent burns and damage to the device, do not touch the lens directly.

WARNING: If components are damaged or missing, contact your Graham-Field authorized distributor immediately. DO NOT use substitute parts. Unauthorized modification or the use of non-Labtron replacement parts could void the warranty and result in serious personal injury. Use this device only with replacement parts recommended by GF Health Products, Inc.

WARNING: Keep this device out of the hands of children.

WARNING: This device has no serviceable components; do not open it for any other reason than replacing bulbs and batteries.

WARNING: Cancer and Reproductive Harm - www.p65warnings.ca.gov.

WARNING: GF Health Products, Inc. assumes no responsibility for any damage or injury caused by improper application or use of this product.

NOTICE: Protect this device from water, moisture, impact, dropping, direct sunlight, heat, and fire.

1227-2-INS-LAB-RevA19

INTENDED USE AND CONTRAINDICATIONS

The Ophthalmoscope, an internally powered device, is intended to allow inspection of the interior structure of the eye, including the dioptric media, retina, and macula lutea, by a licensed medical professional.

WARNING: Do not use this device where it could be exposed to flammable gas.

1227-2 OPHTHALMOSCOPE COMPONENTS



Labtron 1227-2 Ophthalmoscope

The Labtron 1227-2 Ophthalmoscope, shown above, comes with Storage Case (not shown), Handle, and Head (shown assembled above). Batteries (two AA alkaline required) are not included.

2

1227-2 OPHTHALMOSCOPE DESCRIPTION



Labtron 1227-2 Ophthalmoscope

The Labtron 1227-2 Ophthalmoscope is shown above with features labeled.

3

SYMBOLS

	Manufacturer
	Symbol for the marking of electrical and electronics devices according to Directive 2002/96/EC. Dispose of this device, batteries, and packaging in accordance with local laws and regulations
	Type B applied part
	Attention, consult accompanying documents

ASSEMBLY



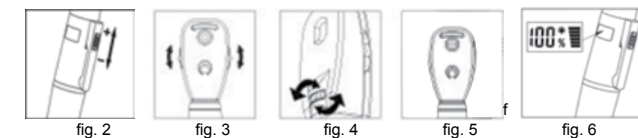
fig. 1

1. Install the head on the handle and screw it on, as shown in fig. 1.
2. If batteries have not been installed, see **Changing the batteries** and follow steps 1, 3 and 4.

4

OPERATION

WARNING: To avoid burns and damage to device, use the Ophthalmoscope *intermittently*.



1. Turn the Ophthalmoscope ON by pushing switch upward as shown in fig. 2.
2. Use the switch to adjust the light level as shown in fig. 2: push switch up for brighter, down for dimmer, and all the way down to turn the device OFF.

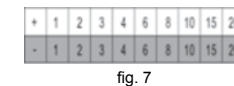


fig. 7



fig. 8

3. Scroll the diopter wheel as shown in fig. 3 to select a suitable diopter (fig. 7) for clear observation .
4. Scroll the diaphragm wheel as shown in fig. 4 to desired aperture (fig. 8).
5. Aim the light at desired area of observation as shown in fig. 5.
6. The LCD, shown in fig. 6, shows working position, battery capacity, and lighting level.
7. Turn the Ophthalmoscope OFF by pushing the switch completely downward as shown in fig. 3.

Info: The Ophthalmoscope will automatically power off after 3 minutes without use.

5

MAINTENANCE



fig. 9

fig. 10

Changing the bulb

WARNING: The moscope bulb retains heat! To avoid injury, wait at least five minutes after use before changing the bulb.

1. After Ophthalmoscope has been powered off for at least five minutes, unscrew and remove Ophthalmoscope head from handle.
2. Unscrew and remove the bulb tube.
3. Pull the old bulb downward to remove; replace with new 3.0Vdc 80mA LED bulb.
4. Screw Ophthalmoscope head onto handle.

6

Changing the batteries

WARNING: Dispose of batteries in accordance with local laws and regulations.

NOTICE: Always replace both batteries at the same time. Use only AA alkaline batteries in this device.

NOTICE: Always remove batteries when device will not be used for an extended period of time.

1. Unscrew and remove bottom cover from handle.
2. Remove the old batteries.
3. Replace with two new AA alkaline batteries. Ensure both batteries' positive ends point to the head as shown in fig.11.
4. Replace the bottom cover.

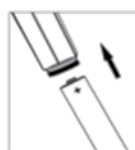


fig. 11

Cleaning and Disinfection

NOTICE: DO NOT use corrosive or polishing cleansers on the Ophthalmoscope.

NOTICE: DO NOT soak or autoclave the Ophthalmoscope, or allow water or other liquids to drip into it.

Wipe surface area *only* of Ophthalmoscope with a clean cloth dampened with a 75% isopropyl alcohol solution.

7

SPECIFICATIONS

Mode of operation	Intermittent	
Technology	SMT LED	
Illumination	Direct illumination	
Bulb Electrical Parameter	3.0Vdc 80mA LED	
Luminance	14 Lumen	
Color Temperature	3500°K ±5%	
Battery	2 x AA alkaline batteries (not included)	
Operation Environment	Temperature	50°F ~ 95°F (10°C ~ 35°C)
	Humidity	30% - 75%
	Air pressure	700 hPa ~ 1060 hPa

SPECIFICATIONS continued

Storage and Transport Environment	Temperature	-4°F ~ 158°F (-20°C ~ 70°C)
	Humidity	10% ~ 90% (without condensation)
	Air pressure	500 hPa ~ 1060 hPa
Disposal	Dispose of this device and battery in accordance with local laws and regulations	

8

WARRANTY

SCOPE OF WARRANTY

GF Health Products, Inc. ("GF") warrants to the original purchaser only that it will replace or repair components, at GF's sole discretion, that are defective in material or workmanship under normal use and service. All warranties are conditioned upon the proper use of the products strictly in accordance with good commercial practice and applicable GF instructions and manuals, including proper use and maintenance. To the extent that a component is warranted by a third party, GF conveys all of its rights under that warranty to the original purchaser, to the extent permitted. This limited warranty shall only apply to defects that are reported to GF's customer service team within the applicable warranty period and which, upon examination by GF or its authorized representative, prove to be a warranty item. This limited warranty is not transferable. Within the guidelines set forth in this document, this product is warranted for one (1) year. The applicable warranty period shall commence from date of shipment to the original customer, unless there is an expiration date on the component in which case the warranty shall expire on the earlier of warranty period or the expiration date.

OBTAINING WARRANTY SERVICE

This limited warranty shall only apply to defects that are reported to the Distributor from whom the Customer purchased the product within the applicable warranty period. If there is not a Distributor, you must contact GF directly by calling 1.770.368.4700, sending a fax request to 1.770.368.2386, or by e-mailing a request to cs@grahamfield.com. Specific directions will be provided by the Customer Service Representative. Failure to abide by the specific directions will result in denial of the warranty claim.

9

EXCLUSIONS

The warranty does not cover and GF shall not be liable for the following:

- 1) Defects, damage, or other conditions caused, in whole or in part, by misuse, abuse, negligence, alteration, accident, freight damage, tampering or failure to seek and obtain repair or replacement in a timely manner;
- 2) Products which are not installed, used, or properly cleaned and maintained as required in the official manual for the applicable product;
- 3) Products considered to be of a non-durable nature including, but not limited to: casters, filters, fuses, gaskets, lubricants, and charts;
- 4) Accessories or parts not provided by GF;
- 5) Charges by anyone for adjustments, repairs, replacement parts, installation or other work performed upon or in connection with such products which are not expressly authorized in writing, in advance, by GF;
- 6) Any labor or shipping charges incurred in the replacement part installation or repair;
- 7) Costs and expenses of regular maintenance and cleaning; and
- 8) Representations and warranties made by any person or entity other than GF.

ENTIRE WARRANTY, EXCLUSIVE REMEDY AND CONSEQUENTIAL DAMAGES DISCLAIMER

THIS WARRANTY IS GF'S ONLY WARRANTY AND IS IN LIEU OF ALL OTHER WARRANTIES, EXPRESS OR IMPLIED. GF MAKES NO IMPLIED WARRANTIES OF ANY KIND INCLUDING ANY IMPLIED WARRANTIES OF MERCHANTABILITY OR FITNESS FOR A PARTICULAR PURPOSE. IF ANY MODEL OR SAMPLE WAS SHOWN TO THE CUSTOMER, SUCH MODEL OR SAMPLE WAS USED MERELY TO ILLUSTRATE THE GENERAL TYPE AND QUALITY OF THE PRODUCT AND NOT TO REPRESENT THAT

10

THE PRODUCT WOULD NECESSARILY CONFORM TO THE MODEL OR SAMPLE IN ALL RESPECTS. THIS WARRANTY IS LIMITED TO THE REPAIR OR REPLACEMENT OF THE DEFECTIVE PARTS. GF SHALL NOT BE LIABLE FOR AND HEREBY DISCLAIMS ANY DIRECT, SPECIAL, INDIRECT, INCIDENTAL, EXEMPLARY OR CONSEQUENTIAL DAMAGES, INCLUDING, BUT NOT LIMITED TO: DAMAGES FOR LOSS OF PROFITS OR INCOME, LOSS OF USE, DOWNTIME, COVER, OR EMPLOYEE OR INDEPENDENT CONTRACTOR WAGES, PAYMENTS AND BENEFITS.

The warranties contained herein contain all the representations and warranties with respect to the subject matter of this document, and supersede all prior negotiations, agreements and understandings with respect thereto. The recipient of this document hereby acknowledges and represents that it has not relied on any representation, assertion, guarantee, warranty, collateral contract or other assurance, except those set out in this document.

For additional information on this product or this warranty, please contact a GF Customer Service Representative.

NOTES:

- 1) Additional terms and conditions may apply.
- 2) Freight claims must be notated on the appropriate shipping documents and must be made with immediacy. International, federal and state regulations govern specific requirements for freight claims. Failure to abide by those regulations may result in a denial of the freight claim. GF will assist you in filing the freight claim.
- 3) Claims for any short shipment must be made within three (3) days of the invoice date.

11

graham field
1.770.368.4700
Information contained herein is subject to change. The most current and complete product information can be found on our website. www.grahamfield.com

Follow us on

© 2019, GF Health Products, Inc. All Rights Reserved. Graham-Field and Labtron are trademarks of GF Health Products, Inc. GF Health Products, Inc. is an ISO 13485 Certified Company. Manufactured for GF Health Products, Inc. One Graham-Field Way, Atlanta GA 30340-3140
Made in China

12